

# Atlantic Youth Intervention & Diversion

2014-03-13

# RCMP

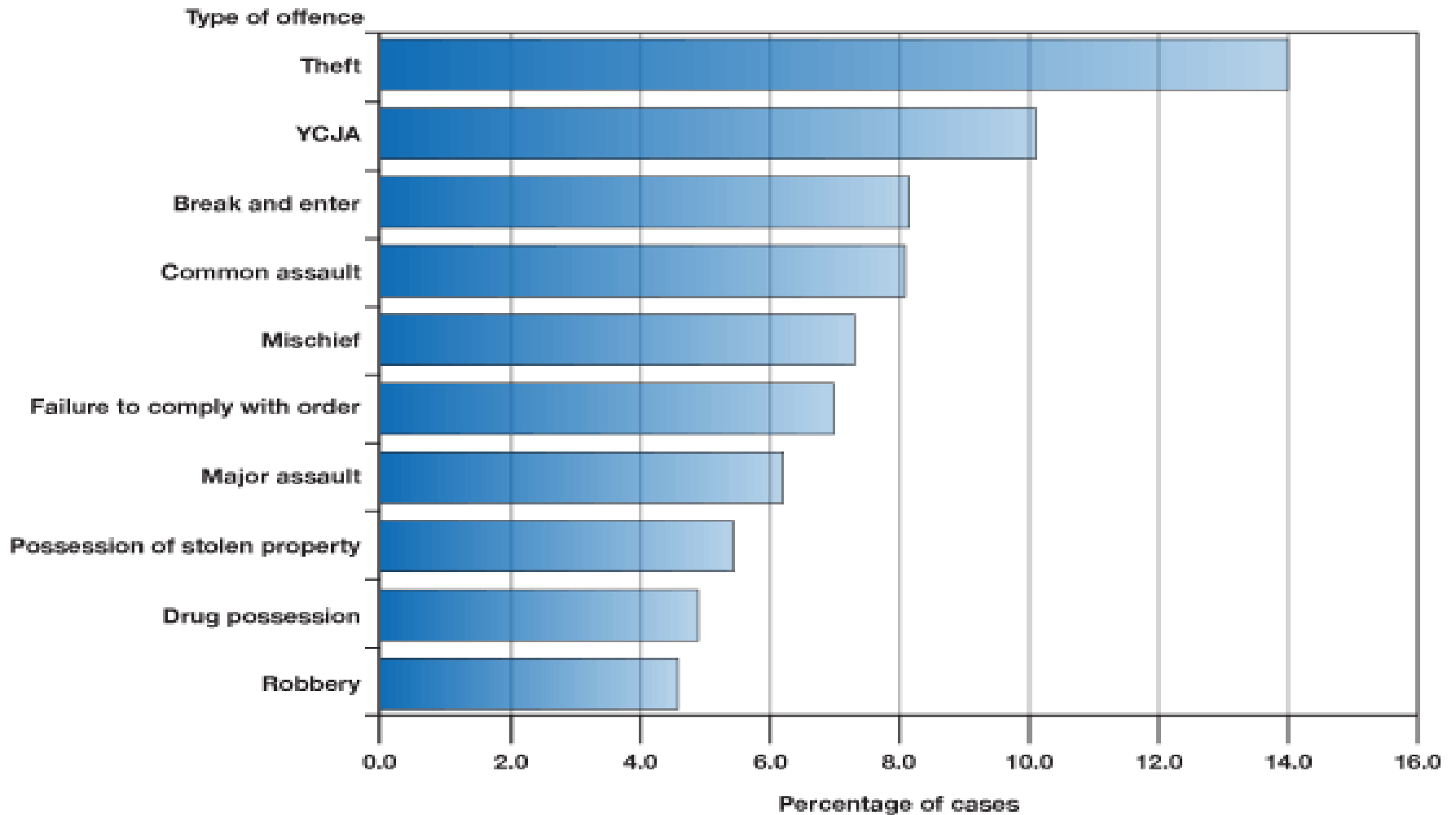


ROYAL CANADIAN MOUNTED POLICE

CIAJ Conference  
Insp. Rick Shaw

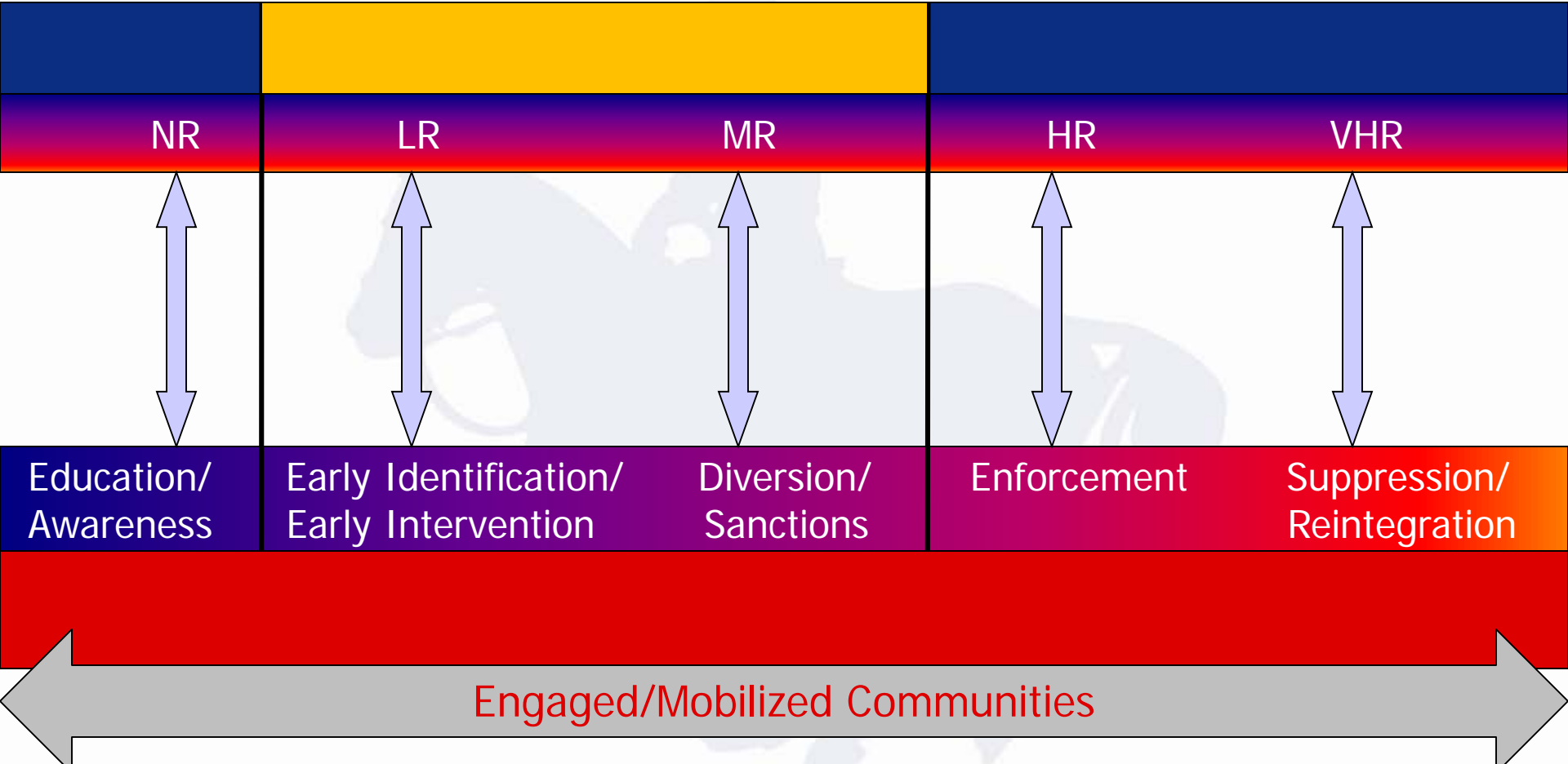


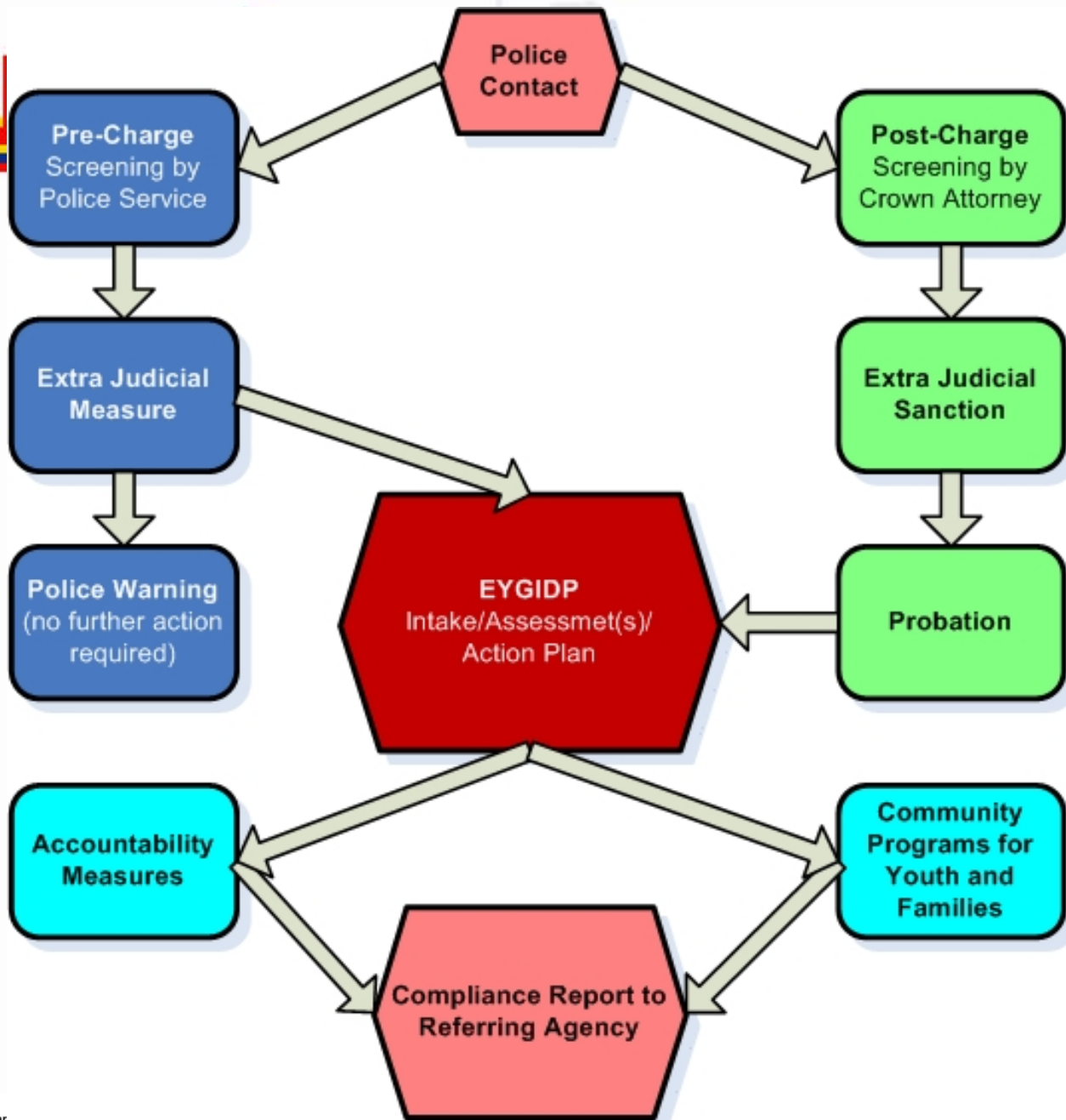
# Youth in Court





## Police Actions Versus Risk Levels







## Risk Screening Tool (YLS/CMI-SV)

1. History of conduct disorder
2. Current school or employment problems
3. Some criminal friends
4. Alcohol/drug problems
5. Leisure/recreation
6. Personality/behaviour
7. Family circumstances/parenting
8. Attitudes/orientation



## Pre-Referral (Male age 16)

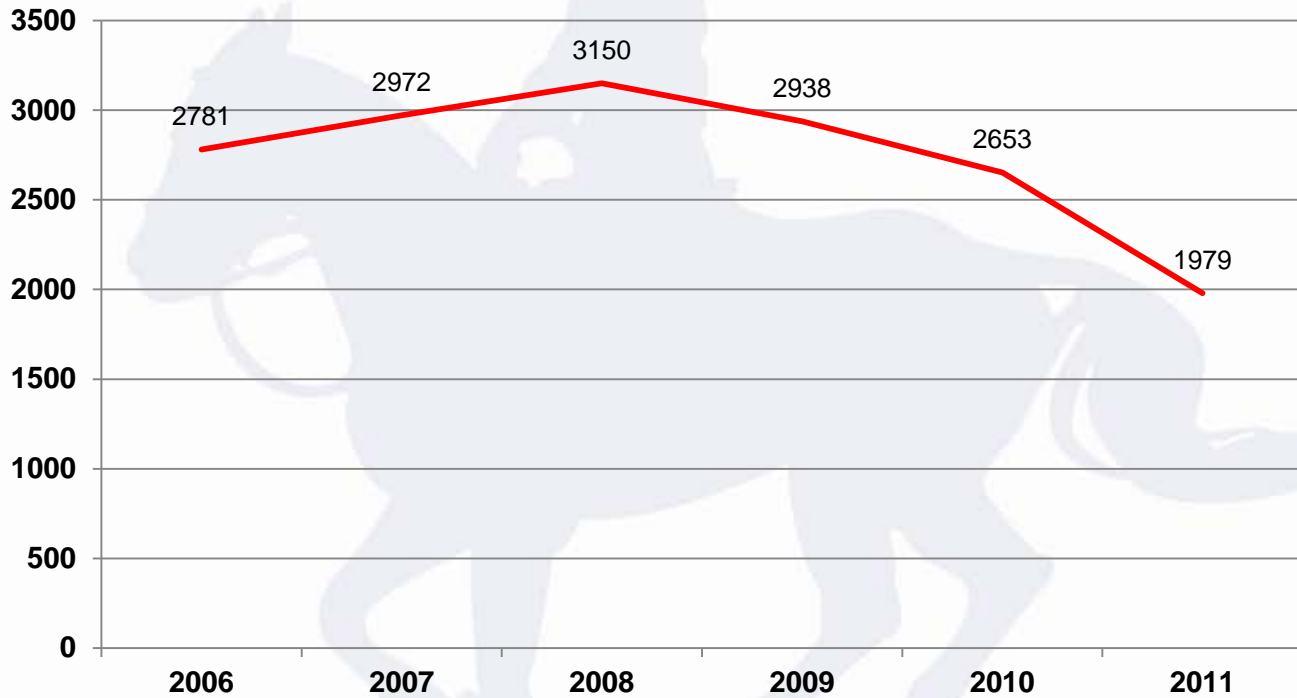
- **Risk level of 10 (moderate/high)**
- **Risk factors:**
  - History of conduct disorder
  - School problems
  - Criminal friends
  - Alcohol and drugs
  - Leisure/recreation
  - Family/parenting
  - Attitudes/orientation
- **Feb-Jun 2012 (5 months)**
  - 14 negative contacts
  - 13 charges (9 breaches)

## Post Intervention

- **Complied with all measures**
- **Risk level down to 5 (moderate)**
- **Risk factors:**
  - History of conduct disorder
  - Family/parenting (improved)
  - Attitudes/orientation (improved)
- **Jul-Dec 2012 (7 months)**
  - 2 negative contacts in first 2 months
  - 0 charges/breaches



## Youth Incidents in J Division





## NB PUBLIC SECURITY & CORRECTIONS 10 YEAR TREND - YOUTH

<b>YOUTH SERVICES</b>	<b>2003 / 2004</b>	<b>2004 / 2005</b>	<b>2005 / 2006</b>	<b>2006 / 2007</b>	<b>2007 / 2008</b>	<b>2008 / 2009</b>	<b>2009 / 2010</b>	<b>2010 / 2011</b>	<b>2011 / 2012</b>	<b>2012 / 2013</b>	<b>Since 2009</b>
Alternative Measures	823	706	683	693	752	854	845	828	549	426	-51%
Fine Option Program	38	44	52	34	8	8	11	0	3	2	-75%
Community Service Work	207	260	312	316	344	331	323	274	184	128	-61%
Probation	427	431	477	422	428	413	428	403	292	254	-34%
Comm./Cond. Supervision	128	175	207	173	155	140	143	108	107	98	-30%
Deferred Custody	111	107	145	91	116	121	129	111	109	69	-43%
Intensive Support Program	83	40	65	53	57	64	43	27	31	35	-45%
Portage	47	41	29	35	34	41	51	51	47	35	-15%
Sentenced to Open Custody	109	130	96	85	71	74	65	54	47	42	-43%
Sentenced to Secure Custody	156	148	155	125	106	102	96	72	73	74	-27%
Remands	255	219	264	248	298	320	335	299	295	253	-21%
<b>Total Youth Incarcerated</b>	<b>411</b>	<b>367</b>	<b>419</b>	<b>383</b>	<b>411</b>	<b>447</b>	<b>444</b>	<b>389</b>	<b>392</b>	<b>361</b>	<b>-19%</b>





## Current Status

- PhD student from UNB - dissertation
- Roll out in Atlantic
- Provincial Diversion Model – MH screen
- TRAM
  - Age 11-25
  - NB Network